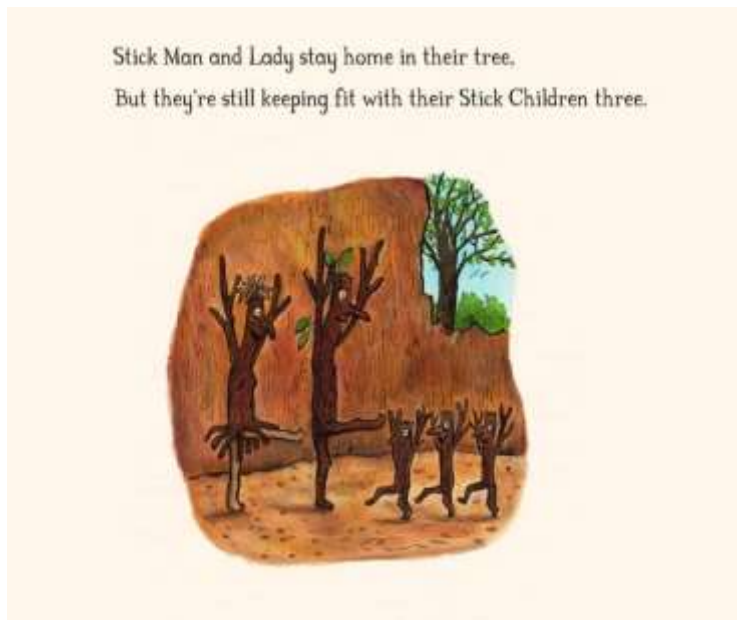




# Practical Activity Book




Asking your child to do school work during this time is very challenging. Here are some practical, fun activities, I hope will support you and be enjoyable for you to do at home. There are also some reading and writing activities for you to have a go at. In this pack, I have included a feelings chart which we use in school to help discuss feelings during this current time.

We hope you are safe and well, we miss you very much.

# TODAY I FEEL...



**HAPPY**



**EXCITED**



**SAD**



**SURPRISED**



**SCARED**



**ANGRY**



**TIRED**



**FRUSTRATED**



**EMBARRASSED**



**SHY**



**WORRIED**

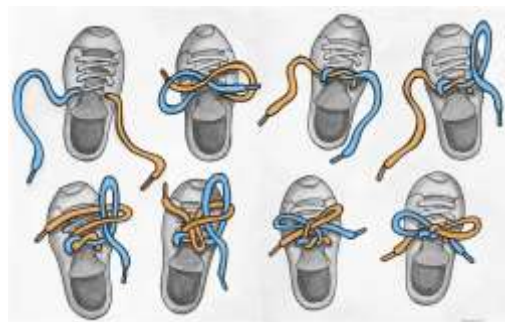




Setting the table: To teach my son how to set the table a simple learning placemat.

Washing Windows/Washing Car Working with a spray bottle or soap and water is always fun! Washing is a practical life activity

Tying Shoes. It is tremendously practical to learn how to tie your own shoes.




Learning to prepare a snack using a knife. Preparing your own snack is a practical life activity, this will give your child a splendid sense of accomplishment.

Taking measurements. Use hands/feet to measure the length of table's chairs/ use a ruler to measure things around the house. Use cm/mm measurements and learn what these units of measurements are. You can compare heights!



fish



twinkl.co.uk

chips



twinkl.co.uk

spade




twinkl.co.uk

bucket



twinkl.co.uk

egg



twinkl.co.uk

egg box



twinkl.co.uk

salt



twinkl.co.uk

pepper



twinkl.co.uk

hair



twinkl.co.uk

comb



twinkl.co.uk

lock



twinkl.co.uk

key



twinkl.co.uk

king



twinkl.co.uk

queen



twinkl.co.uk

needle



twinkl.co.uk

thread



twinkl.co.uk

knife



twinkl.co.uk

fork




twinkl.co.uk

pen



twinkl.co.uk

paper



twinkl.co.uk

hat



twinkl.co.uk

gloves



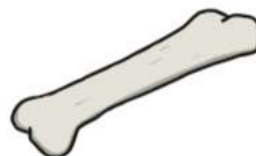
twinkl.co.uk

dog



twinkl.co.uk

bone



twinkl.co.uk



**Read the clues to your child and see if they can work out the items.**

I have four legs, but I don't have feet.  
I come in handy when it's time to eat.

My job is to put an end to sleep,  
Which I do with music, a buzz, or a beep.

For fast heating or cooking, I am tops.  
And, oh, that good smell when my popcorn pops!

I'm packed really full of boxes and cans.  
I may hold a broom or a mop or a dustpan.

I can take you to places you've never seen,  
But first, type your password in on my screen.

I rain on you when you need a scrub.  
I'm very much like my friend the tub.



## Creative Activities

Can you draw or re-write your favourite story?

Can you make a card for someone in Panda Class?

Draw what you can see out your window. Can you describe what you can see in your picture?

Can you write all the letters of the alphabet? Can you form your letters the correct way?

Make toast with your favourite topping. Write instructions on how you did this.





Use




food



to make

fractions!

# learning fractions AT LUNCH

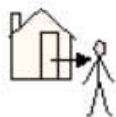


Use eating opportunities  
for Maths.

Ask your child to cut their  
food into half and  
quarters. See if they can  
use these words “half”  
and “quarter” in a  
sentence.

(Be safe when using a knife)





Outdoor



Hunt



Spotted these birds in your garden?  
Use this sheet to identify them.



Blackbird



Blue tit



Chaffinch



Collared dove



Great tit



Robin



Greenfinch



Starling



House sparrow



Wood pigeon



**Birds love nuts and seeds, so try putting some out to tempt them to visit!**

Feel free to copy and share this for personal and educational use -  
and don't forget there are loads more brilliant activities to download on our website!

[www.woodlandtrust.org.uk/naturedetectives](http://www.woodlandtrust.org.uk/naturedetectives) | 0200 333 5301 | [naturedetectives@woodlandtrust.org.uk](mailto:naturedetectives@woodlandtrust.org.uk)

f Search for 'nature detectives' | #NatureDetectives

© Made in 2016 by the Woodland Trust (registered charity no. 294344 and 50038802)

  
WOODLAND  
TRUST





Outdoor



Hunt



Let's all go on a bug hunt!  
How many can you spot?



Worm



Bumblebee



Ladybird



Moth



Minibeast  
hunt!



Snail



Spider



Millipede



Slug



Butterfly



### Did you find them all?


Feel free to copy and share this for personal and educational use - and don't forget there are loads more brilliant activities to download on our website!

[woodlandtrust.org.uk/naturedetectives](http://woodlandtrust.org.uk/naturedetectives) | 0330 333 5301 | [naturedetectives@woodlandtrust.org.uk](mailto:naturedetectives@woodlandtrust.org.uk)

f Search for 'nature detectives' | #NatureDetectives

© Made in 2015 by the Woodland Trust (registered charity nos 294344 and 50036889)





Science

Time!



Draw

+

and



label



a



plant



Science



Time!



Can you find some things in your house that are plastic and metal and write them in the circles?

Metal

Plastic



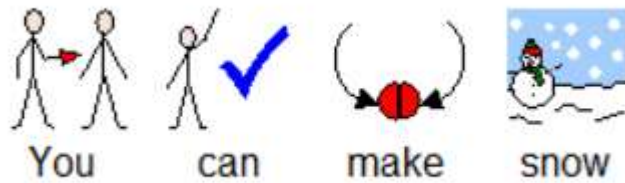
Writing



Activities

Use flour or porridge oats in a bowl or tray to practise pre-writing and fine motor skills. You could also write words and practise spellings!





### **Materials:**

1 cup corn starch  
1 cup shaving cream  
Food Coloring



### **Instructions:**

Pour the cup of corn starch into a large bowl. Use a spoon to scoop the shaving cream on top of it. Put 5-10 drops of food colouring on top. Stir to mix. When the mixture looks like grated cheese, use your hands to squish the mixture even more. Pretty soon the shaving cream and corn starch will form a ball, about the same texture as dough. If your mixture is really wet and sticky after mixing, it needs a little more corn starch. If it won't stick together and falls into pieces, add a little more shaving cream. That's it! Try sculpting snow angels, snowmen, or make a tiny snow fort!

How does it work?

The tiny pieces of corn starch get mixed into the shaving cream and suspended in the mixture. Shaving cream is mad of tiny tiny bubbles, and the surface tension on the surface of the bubbles helps 'float' the corn starch particles when the two mix




Colouring

the



picture




following

the

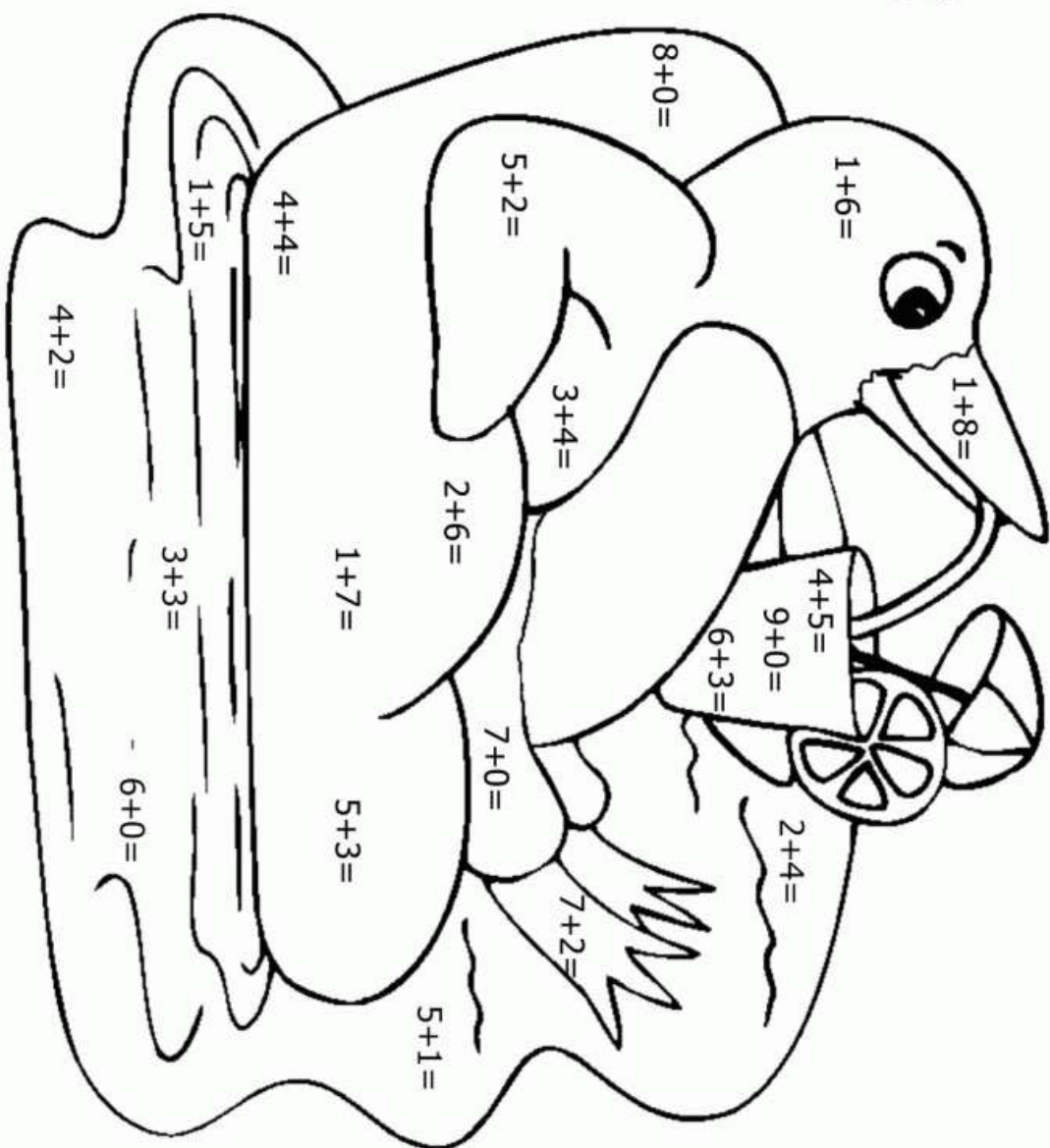


key



below

- 6- Blue
- 7- Black
- 8- Purple
- 9- Yellow



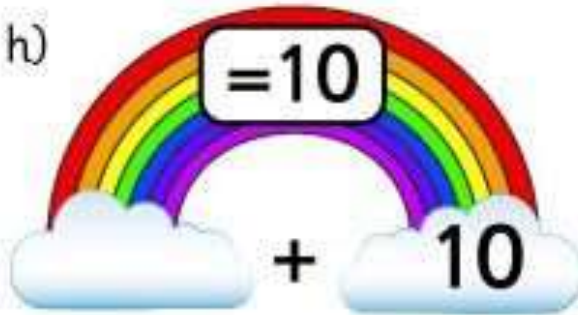
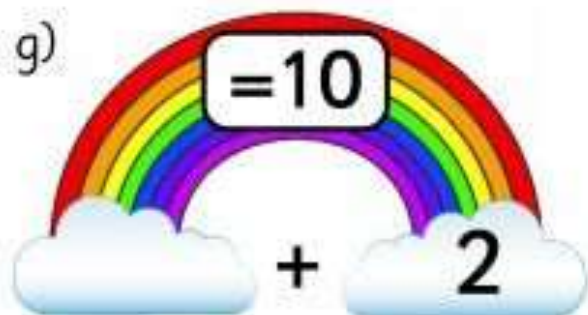
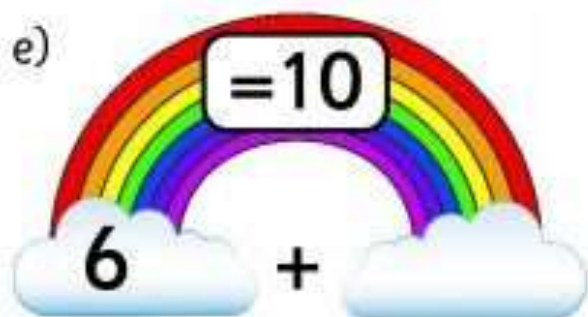
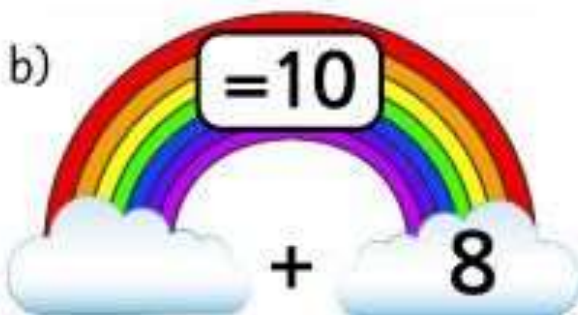




$$\begin{array}{l} 1+9 \\ 4+6 \\ 5+5 \end{array}$$

Complete the number bonds

Fill in the missing number so that the numbers on the clouds add up to 10.





Colour

the



summer



clothes



using



orange.



Colour

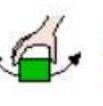
the



winter



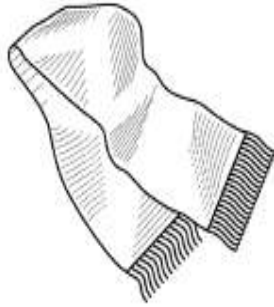
clothes

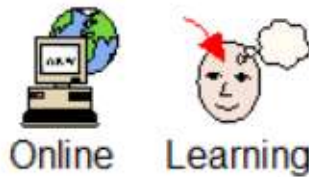


using



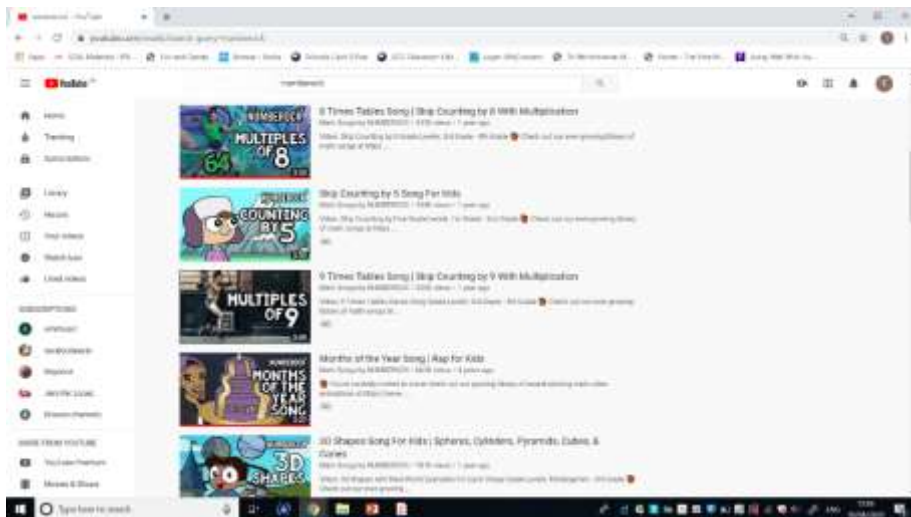
green.





## Maths Songs with Number Rock!

We use Number Rock in school during our Maths lessons. If you have internet access. Search “Number Rock” on YouTube.



## Be active! Be healthy!

Are you looking for ways to keep your children active? Check out some of these ideas!



### Cosmic Kids – Youtube channel

Perfect for videos of yoga, mindfulness and relaxation. Designed for children as young as 3!

### BBC Supermovers

A website jam-packed with fun videos which link to your child's learning and getting them moving. This is a firm favourite with teachers! Suitable for children of all ages – this will support their physical health and keep them learning!



### Joe Wicks – The Body Coach Youtube channel

From Monday, Joe Wicks will be posting daily PE lesson style workout routines – perfect to keep your children active! Posting every day at 9am. There's workouts for kids and adults on this Youtube channel!

There's so many amazing videos on Youtube to check out! If your child loves dancing, check out **Just Dance** or **Zumba Kids** tutorials.



### Get Set 4 PE – Twitter account

@GetSet4PE will be posting a daily active challenge every day on their twitter feed every day of school closures!



### GoNoodle – Youtube channel

Perfect for videos to keep your children moving! They're entertaining and sometimes quite fun! There's a massive range on videos available, so check it out. Suitable for children of all ages.

### Youth Sports Trust - website

Youth Sports Trust are compiling resources to use at home to support you and your children to stay active during this time. These resources will be updated regularly.




**Remember it is just as important to keep your child moving as it is to keep them thinking and reading. Do a little bit of physical exercise every day! Our bodies need to be looked after as well as our brains!**



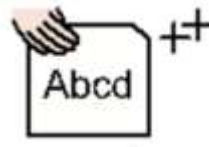
In Panda class we have been using adjectives in our writing and practising reading our own writing back. Here are some activities to practise these skills.



Read



the following



words

### TRICKY WORD READING:

Can you read these words? Colour them in when you know them! Can you put them into sentences?

I

no

to

go

the

you

are

her

was

all

some

he

she

we

me

be

they

my

said

have

like

come

**TRICKY WORD READING:**

Can you read these sentences? Tick each word you know!

I like to go to the shop to get some food.



Come with me to the park.



We are going to stay here.



What shall we do in the morning?



We have to have our lunch in the garden when it is hot.



When is the right time to sing a song?



I can see the paint brush in the sink. Can you?



We like to have dinner at six at night.



She likes to have some crisps for a snack at one o'clock.



**TRICKY WORD WRITING:**

Which tricky word goes into the gap?

like

they

little

I \_\_\_\_\_ to go to the farm.

I have a \_\_\_\_\_ sister.



Do you \_\_\_\_\_ fish and chips?

\_\_\_\_\_ are in the car.



I do not \_\_\_\_\_ butter.

Did you \_\_\_\_\_ your \_\_\_\_\_ gift?

**PHASE 2/3 CAPTION WRITING:**

**Look at the pictures and write a GREAT sentence!**

**Can you add some adjectives?**



**PHASE 3 / 4 CAPTION READING:**

Can you boil the three eggs in the black pan?




The bee is buzzing in the green tree.



I had the long broom so I swept all the rooms and got rid of the rubbish.



The sheep was at the farm with the cow, the pig and also the chicken.



The green frog jumps in the cool pool and swims off to the small rock.



The clever clown did tricks with cheeky chimpanzee at the funny show. The clown had very big feet and a red horn.



**ADD AN ADJECTIVE:**

Can you add a describing word to the sentence to describe the noun (the object)?

Can you see the \_\_\_\_\_ frog?



Look at the \_\_\_\_\_ boots!



I have lots of \_\_\_\_\_ coins!



I like to drink \_\_\_\_\_ milk when I get home from school.



Can you smell the \_\_\_\_\_ grass?

